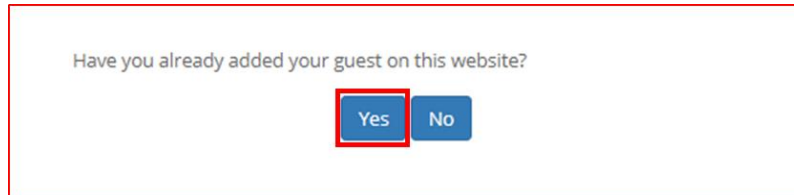


Paying Your Outstanding Balance

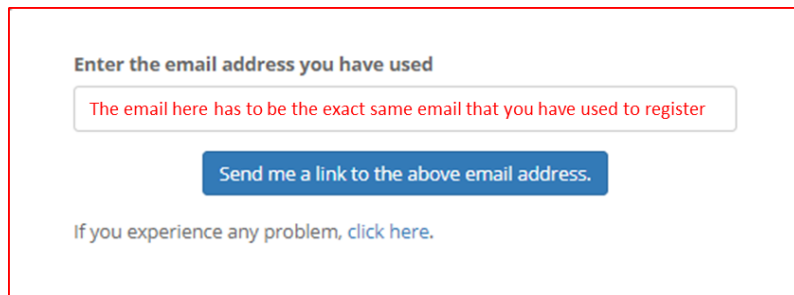
To pay your outstanding balance, you have to follow these instructions:

1. Read this message completely before [clicking here](https://hawaii2019nasc.com/congress-registration/) (https://hawaii2019nasc.com/congress-registration/)
2. Click on the link that appears at the end of this message
 - a) A pop-up window will open with a Yes or No question. Click on Yes.



Have you already added your guest on this website?

- b) Enter the email you have used to register and click on the blue button.

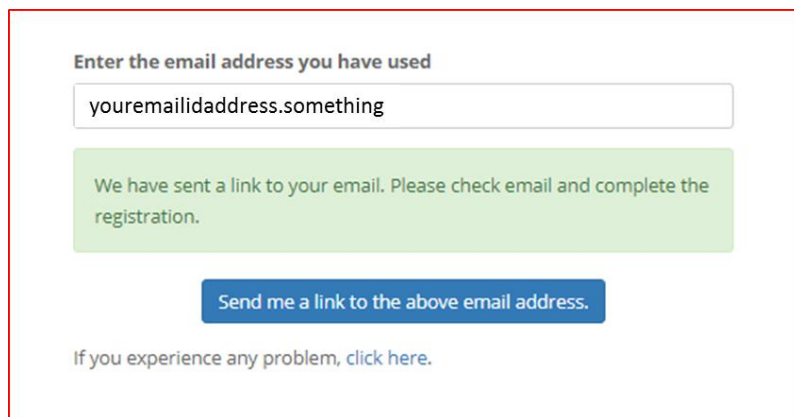


Enter the email address you have used

The email here has to be the exact same email that you have used to register

If you experience any problem, [click here.](#)

- c)



Enter the email address you have used

youremailidaddress.something

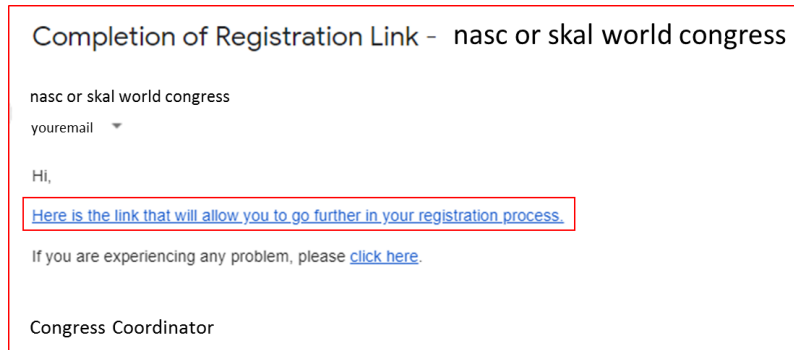
We have sent a link to your email. Please check email and complete the registration.

If you experience any problem, [click here.](#)

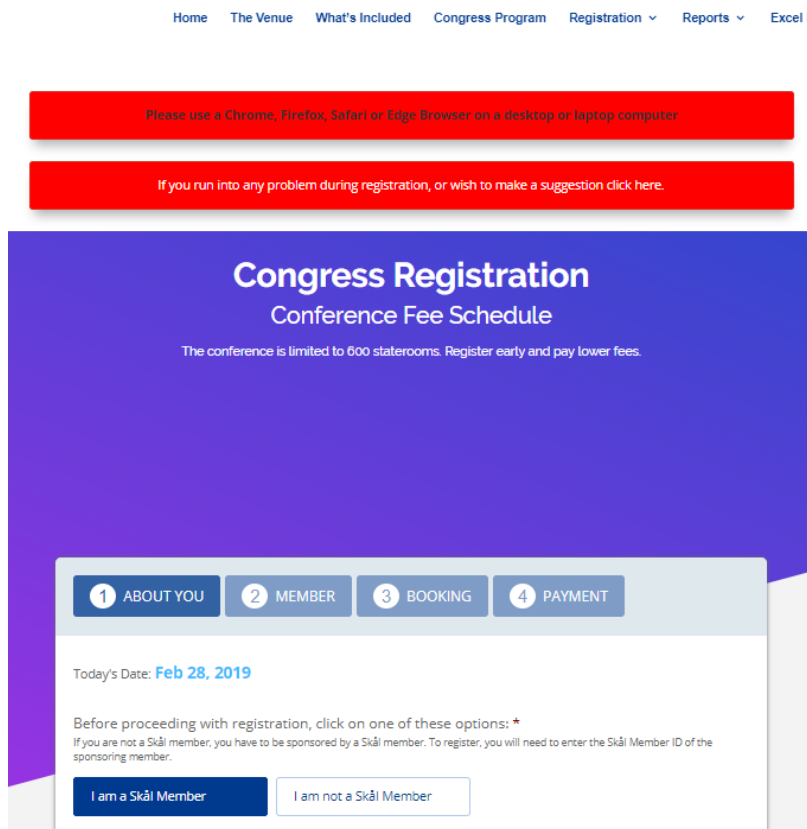
- d) Check your email inbox (or spam folder) for a message like this one

Paying Your Outstanding Balance

- e) Open the message and click on the link.



- f) This will bring up your registration form, which you may modify and /or use to pay your outstanding balance.



- g) Navigate in the form with the Previous and Next button until the information is 100% to your liking. When ready, proceed to the Payment page (last page) and elect to pay directly with a credit card, or to pay from your PayPal account (In some countries, PayPal is not available)